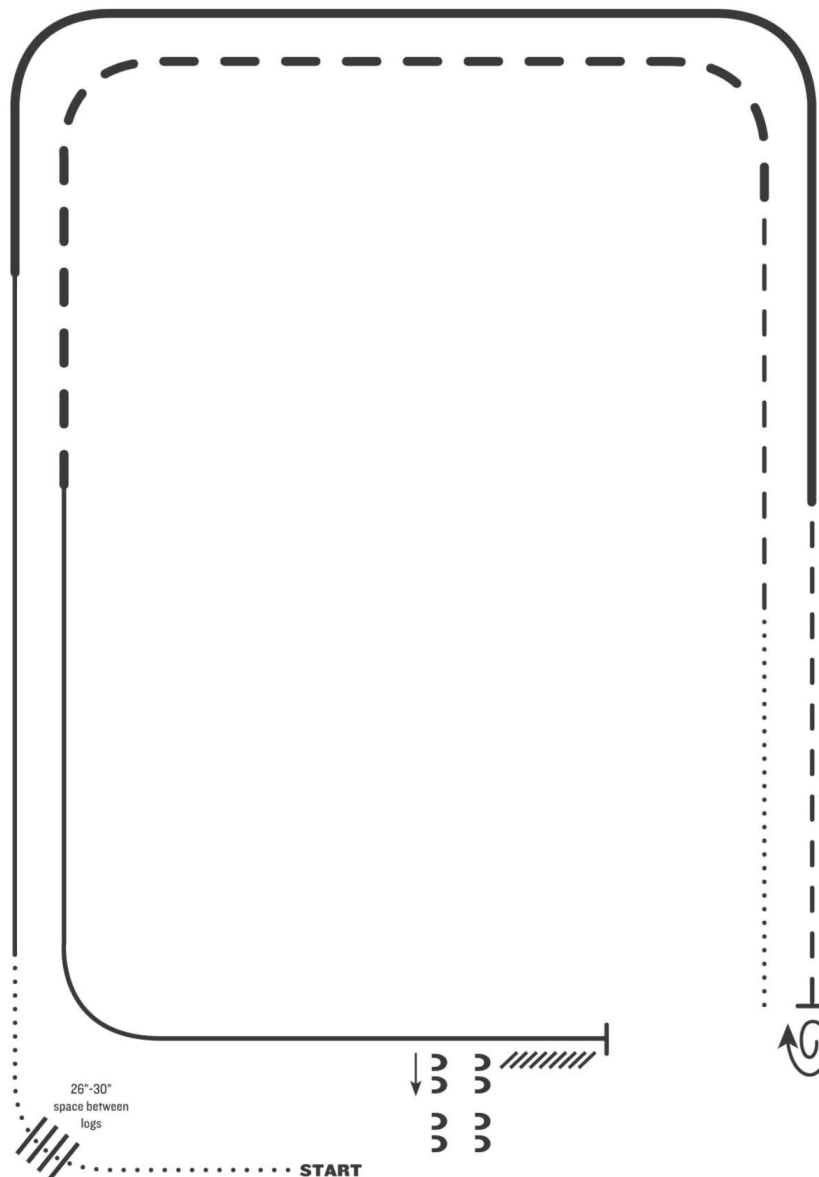


Northwest Classics 2025 - Fall Show

All Ranch Riding Classes 8, 9, 10, 11, 12, 13 & 14



1. Walk
2. Walk over logs
3. Lope right lead
4. Extended lope right lead
5. Trot
6. Stop, 1 1/2 turn right
7. Walk
8. Trot
9. Extended trot
10. Lope left lead
11. Stop and back
12. Side pass right

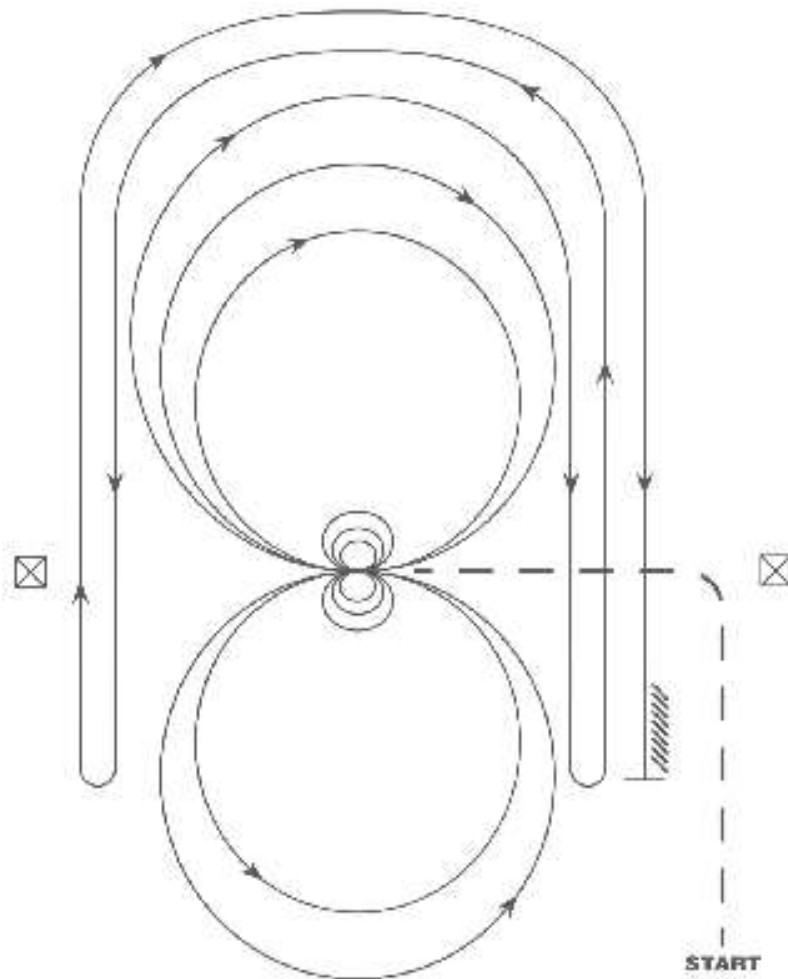
LEGEND

.....	Walk
....	Extended Walk
- - -	Trot
- - -	Extended Trot
— — —	Lope
— — —	Extended Lope
////	Back
\\	Lead Change

Northwest Classics 2025 - Fall Show

All Ranch Reining

Classes: 15, 16, 17, 18, 19, 20 & 21



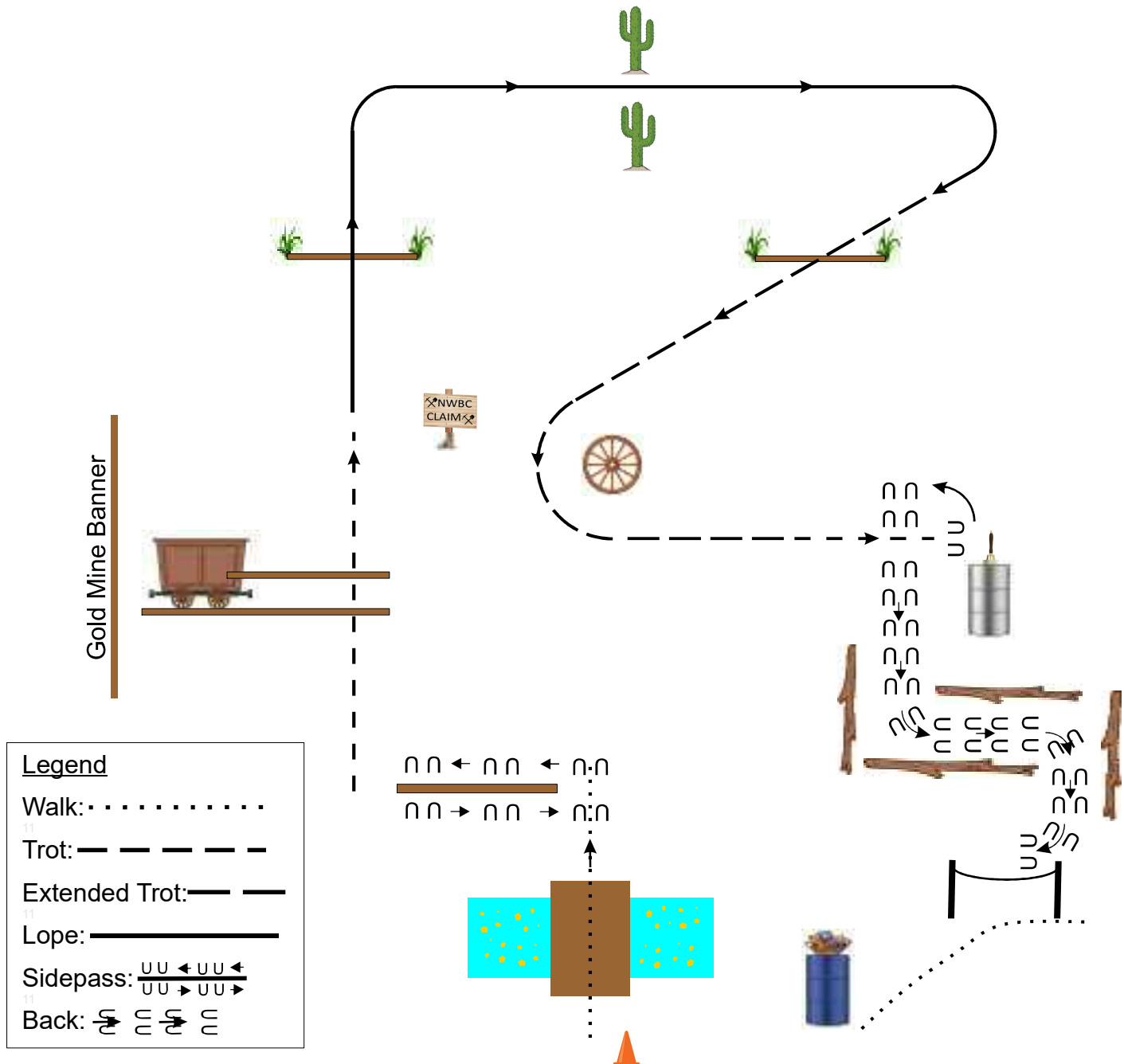
Ride pattern as follows: Trot to center of arena and stop.

1. Complete 3 spins in one direction, Hesitate.
2. Complete 3 spins in the opposite direction, Hesitate.
3. Beginning on right lead, complete two large fast circles to the right. Change leads at center of arena.
4. Complete two large fast circles to the left. Change leads at center of arena.
5. Begin a large circle to the right but do not close this circle. Run down the right side of the arena past the center marker and do a left roll back at least 20 feet from the wall or fence, no hesitation.
6. Continue back around the previous circle but do not close this circle. Run down the left side of the arena past the center marker and do a right roll back at least 20 feet from the wall or fence, no hesitation.
7. Continue back around previous circle, but do not close this circle. run down the right side of the arena past the center marker and do a sliding stop at least 20 feet from the wall or fence. Back up at least 10 feet. Hesitate to show completion of pattern.

Northwest Classics 2025 - Fall Show

Ranch Trail

Classes: 22, 23, 24, 25, 26, 27 & 28



Be ready at Cone.

1. Walk over Bridge and to Sidepass Pole.
2. Sidepass Left length of Pole.
3. Trot to the "NWBC Claim" sign.
4. Pick up Right Lead Lope over pole, around corner, between Cactuses, around next corner drop into Extended Trot diagonal between Claim Sign and Wooden Wheel turning towards Barrel with Bell.
5. Stop and Ring the Bell (It dose't have to be rung hard & loud - just rung!).

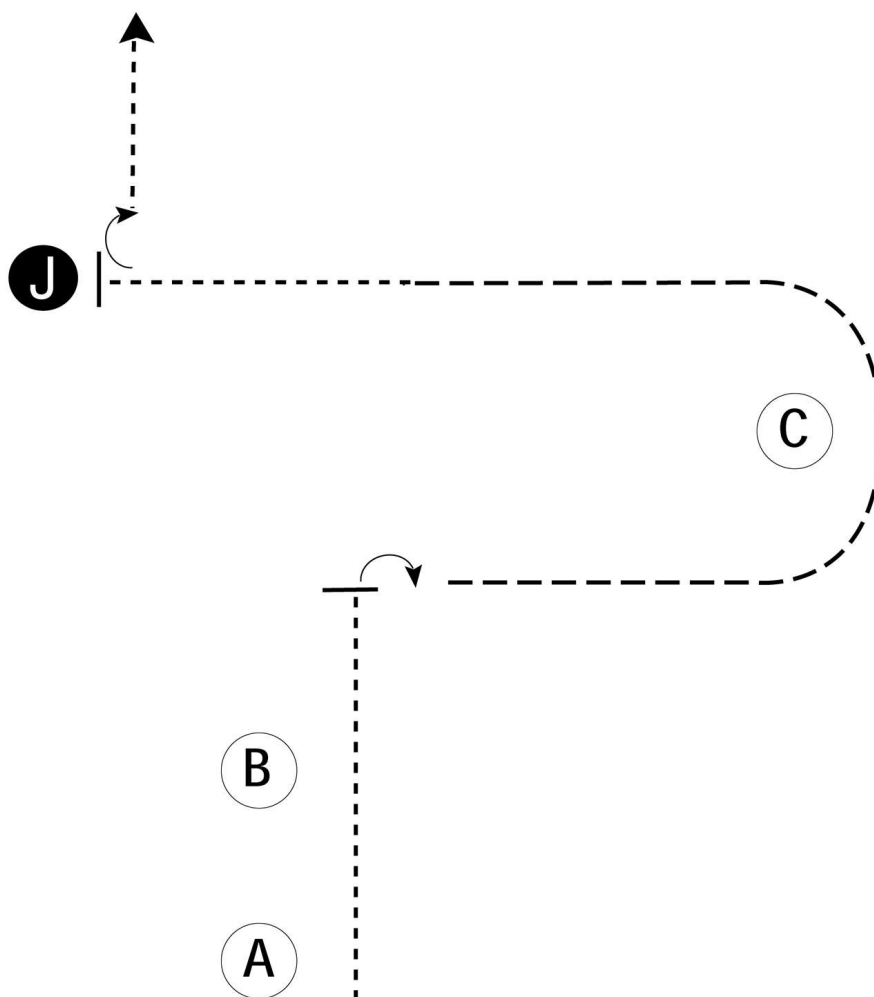
6. Left Haunch turn and Back through the the Logs towards the Gate and position yourself for a Right Hand Push Gate.
7. Operate the Right Hand Push Gate.
8. Walk to the "Goodie Barrel", get your bag of "Gold" and exit at a Walk.

Make sure you check your bag for a "X". If you have an "X" you get a bonus coffee card.

Northwest Classics 2025 - Fall Show

W/T Showmanship (No Cross Entry)

Classes: 92, 93, 94 & 95



Be ready at A.

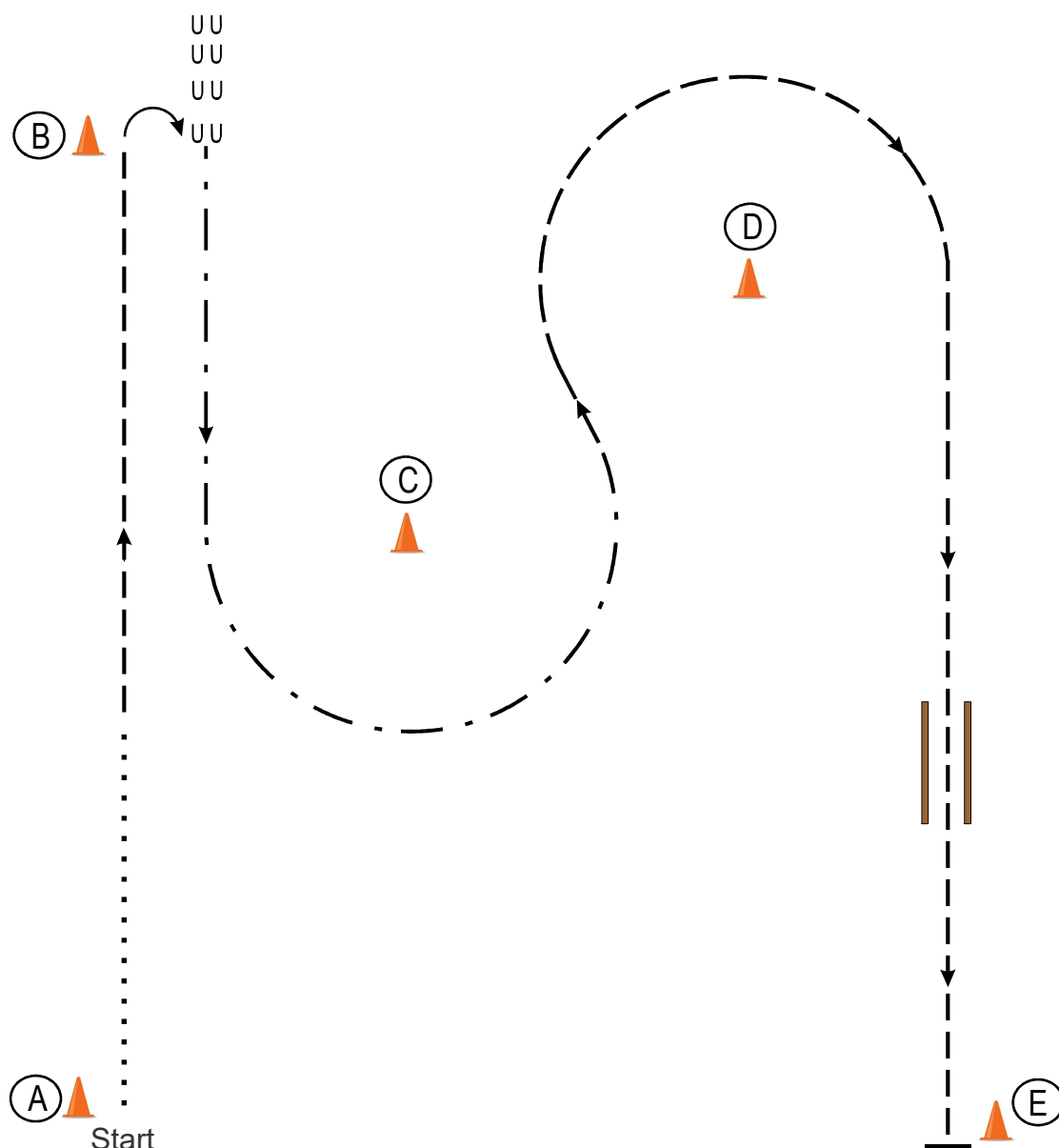
1. Walk approximately one horse length past B.
2. Stop and perform a 90 degree turn.
3. Trot around C and toward judge.
4. When halfway to judge, break to a walk.
5. Walk to judge. Stop and set up for inspection.
6. When dismissed, perform a 90 degree turn.
7. Walk straight away from judge.

Follow the instructions of your ring steward.

Walk	-----
Trot	- - - - -
Back	← ⊃ ⊃ ⊃ ⊃
Marker	⊙ B
Judge	● J

Northwest Classics 2025 - Fall Show

Reinsmanship (Classes 40 & 41)



Be Ready at Cone

1. Walk.
2. Working Trot to Come "B" Stop.
3. 180° Right Wheel Pivot.
4. Back 4 Steps.
5. Collected Trot to and around "C"
6. Midway between Cone "C" & "D"
Extended Trot around Cone "D".
7. Break down to Working trot.
8. Continue Working Trot with "Right" Wheel
between Poles and down to Cone "E", Stop,
hesitate acknowledge Judge, Exit at a Walk.

Legend

Walk:

Working
Trot: - - - -

Collected
Trot: — - —

Extended
Trot: — — — —

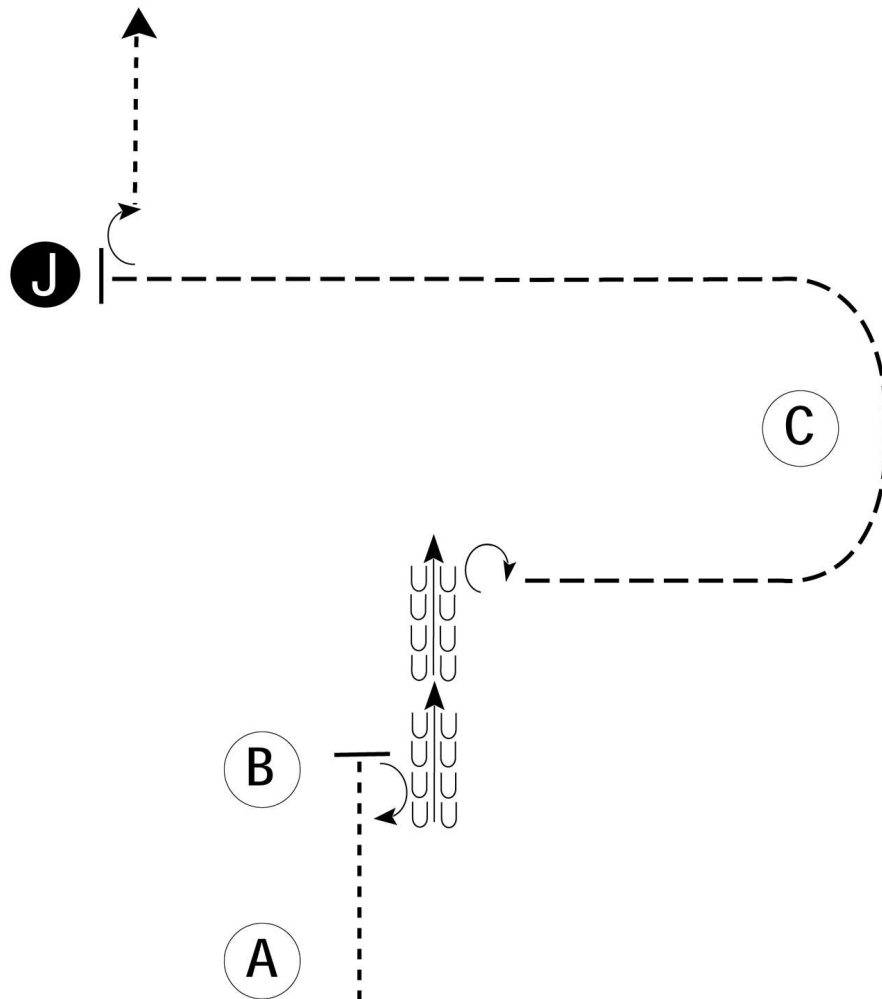
Back: ↵ ↵ ↵ ↵

Wheel Pivot: ↻

Northwest Classics 2025 - Fall Show

Showmanship

Classes: 96, 97, 98, 99, 100, 101 & 102



Be ready at A.

1. Walk to B.
2. Perform a 180 degree turn.
3. Back approximately one horse length.
4. Perform a 270 degree turn.
5. Trot around C and to judge.
6. Stop and set up for inspection.
7. When dismissed, perform a 90 degree turn.
8. Walk straight away from judge.

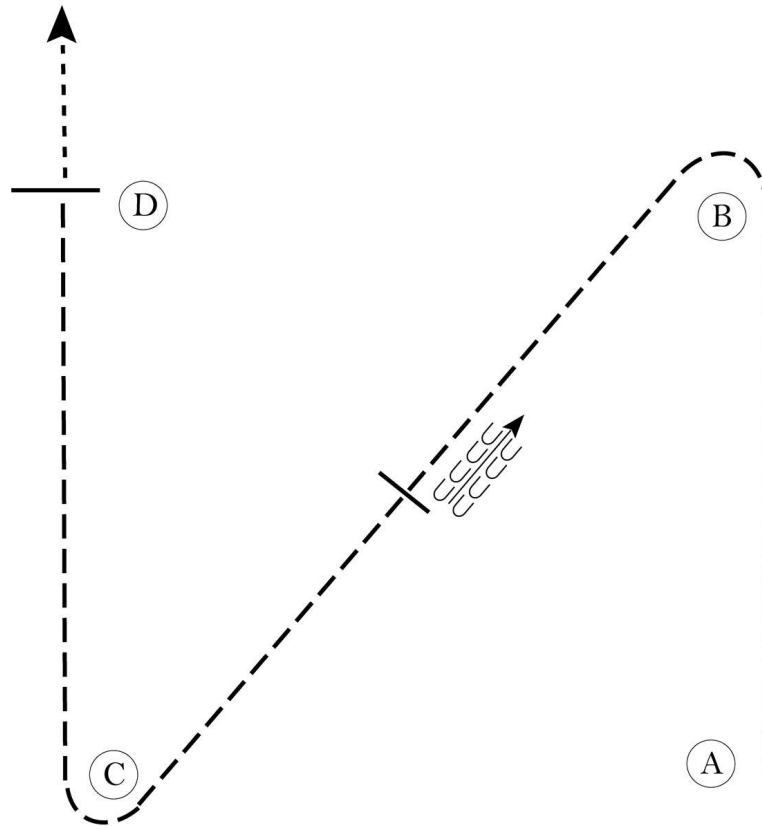
Follow the instructions of your ring steward.

Walk	-----
Trot	- - - - -
Back	← ⊃ ⊃ ⊃ ⊃
Marker	ⓑ
Judge	● J

Northwest Classics 2025 - Fall Show

W/T English Equitation (**No Cross Entry**)

Classes: 125, 126, 127 & 128



Be ready at A.

1. Walk approximately two horse lengths from A.
2. Sitting trot to B.
3. At B, posting trot around B to middle.
4. Stop at middle and back one horse length.
5. Sitting trot to C.
6. At C, posting trot around C to D.
7. Stop at D.
8. Exit at a walk.

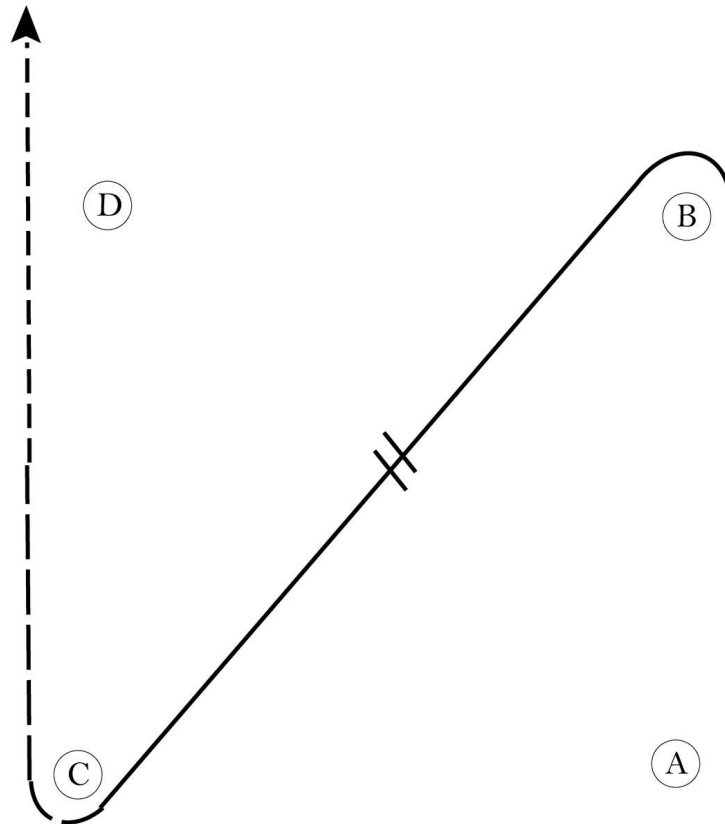
Follow the directions of your ring steward.

Walk	-----
Trot	- - - - -
Extended Trot	— — — —
Canter	—————
Lead Change	
Back	
Marker	
Hand Gallop	— — — —

Northwest Classics 2025 - Fall Show

English Eq. & Hunt Seat Eq. (Lope)

Classes: 129, 130, 131, 132, 133, 134 & 135



Be ready at A.

1. Walk approximately two horse lengths from A.
2. Trot on the right diagonal to B.
3. At B, canter left lead around B to middle.
4. Simple lead change at middle.
5. Canter right lead to C.
6. Hand gallop around C and halfway to D.
7. Trot on the left diagonal to D.

Pattern is complete once you pass D at the trot.

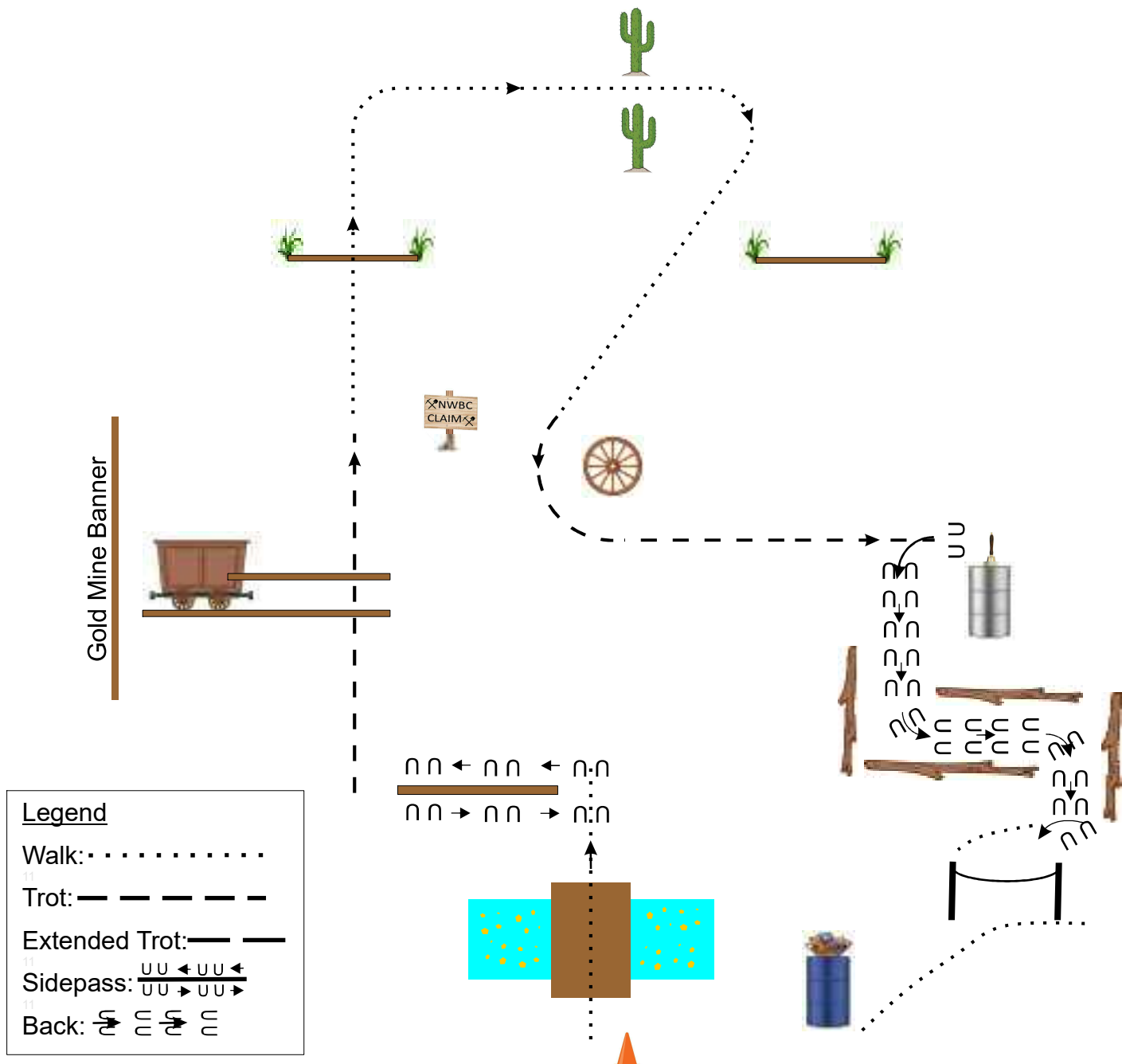
Follow the directions of your ring steward.

Walk	-----
Trot	-----
Extended Trot	-----
Canter	-----
Lead Change	
Back	
Marker	
Hand Gallop	-----

Northwest Classics 2025 - Fall Show

Trail - All In-Hand

Classes: 142, 143, 144, 145, 146, 147 & 148



Be ready at Cone.

1. Walk over Bridge.
2. Stop at "Log" and Sidepass Left.
3. Pick up the Trot to and over Poles.
4. Break to a Walk approximately when even with the "NWBC Claim" Sign.
5. Walk over Pole between the two Bushes.
6. Continue to walk between the two Cactus and turn heading back towards "Claim Sign" and "Wooden Wheel" walking between; pick up Trot and continue left towards Barrel with a Bell on it.

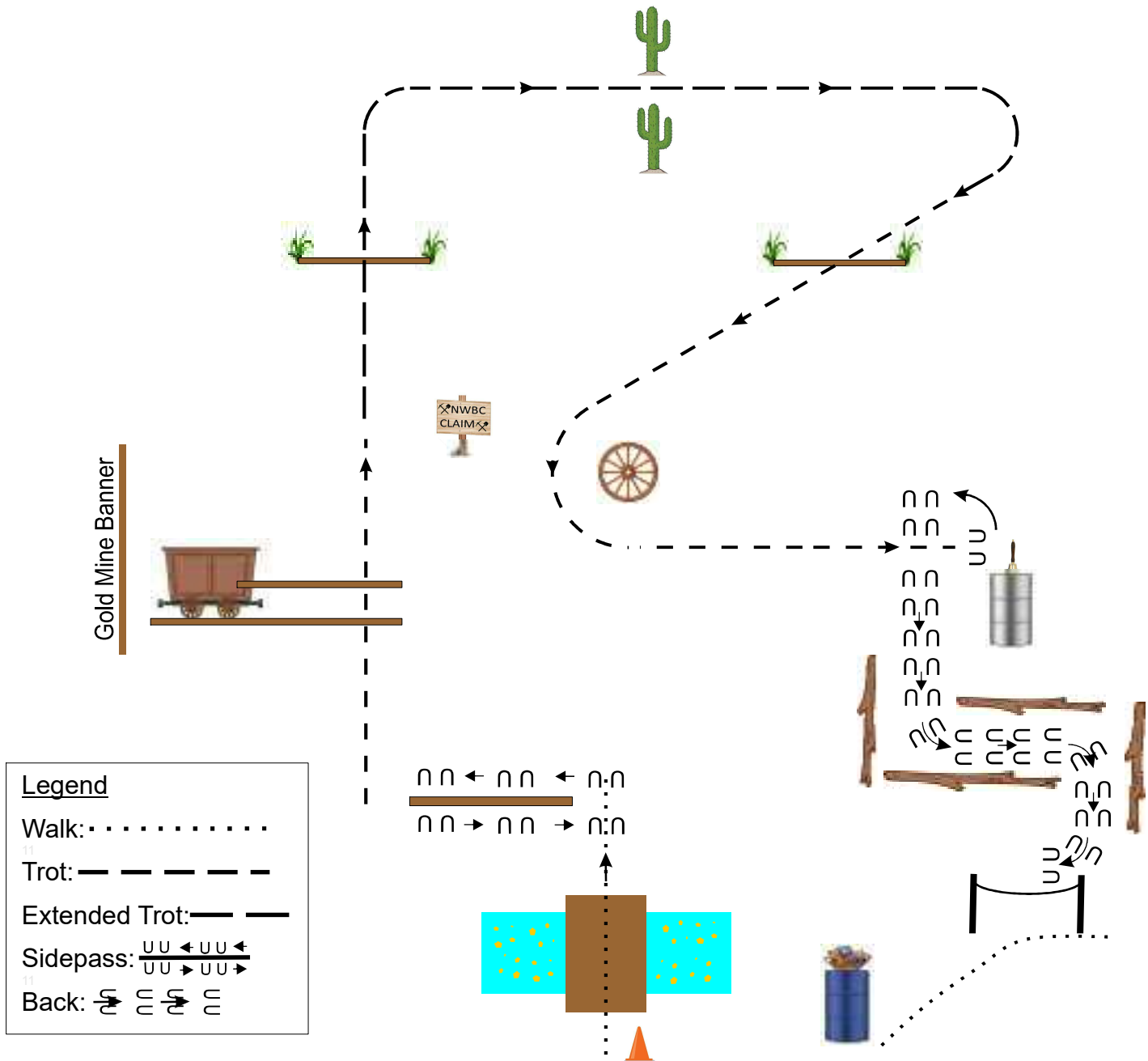
7. Stop and Ring the Bell (It dose'nt have to be rung hard and loud - just rung!).
8. Begin Backing into and through Logs towards the Gate and position for a Left Hand Push.
9. Operate the Left Hand Push Gate.
10. Walk to the "Goodie Barrel", get your Bag of "Gold" and exit at a Walk.

Make sure you check your bag for a "X". If you have an "X" you get a bonus coffee card.

Northwest Classics 2025 - Fall Show

All W/T Pleasure Trail (No Cross Entry)

Classes: 149, 150, 151 & 152



Be ready at Cone.

1. Walk over Bridge.
2. Stop at "Log" and Sidepass Left.
3. Pick up Trot to and over Poles.
4. Extend the Trot when approximately even with the "NWBC Claim" Sign.
5. Continue Extended Trot over the Pole, between the Cactus and around corner, drop to Regular Trot.
6. Trot over next Pole continue down toward and Trot between the Claim Sign and Wooden Wheel, turning towards the Barrel with the Bell.

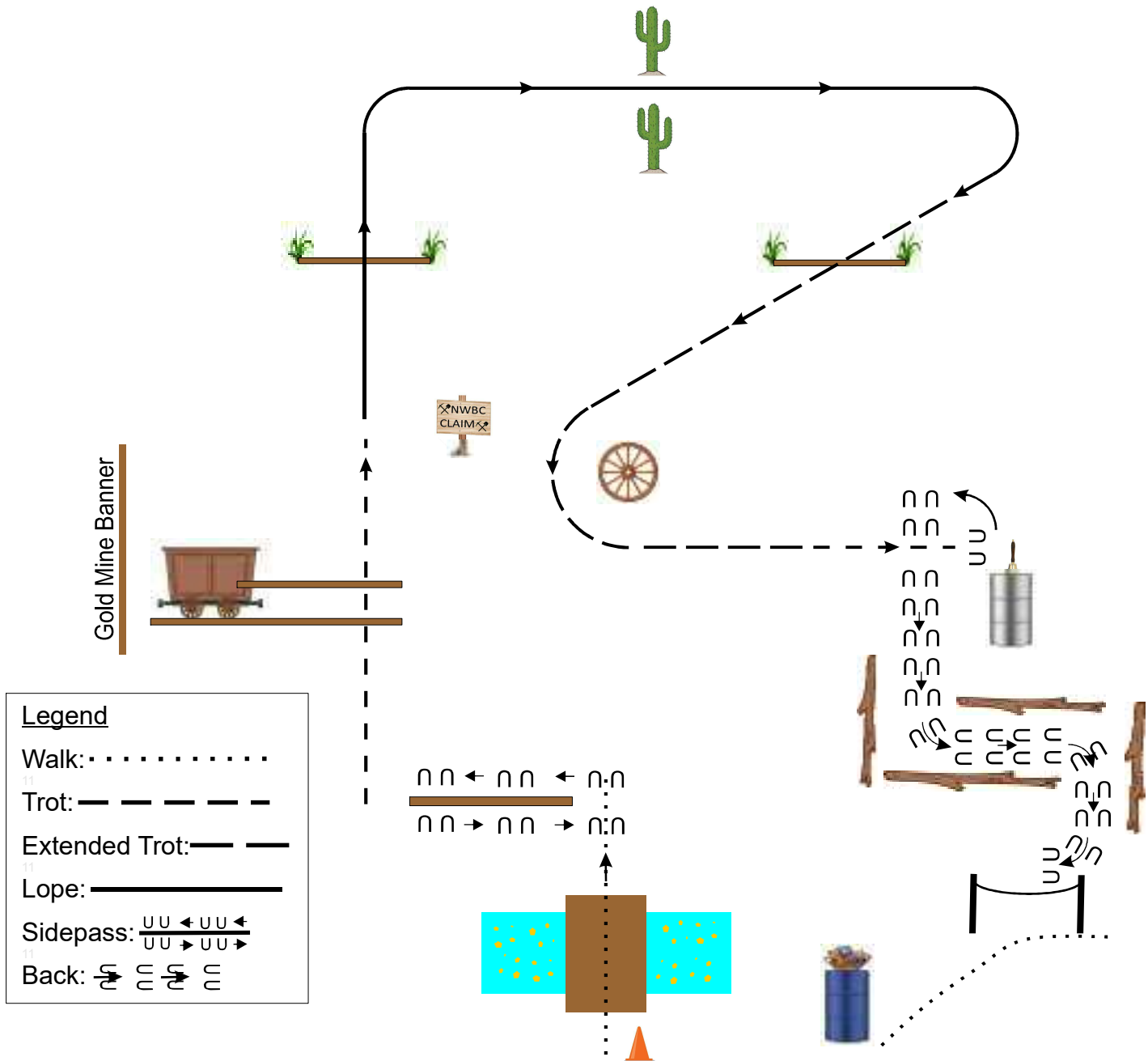
7. Stop and Ring the Bell (It doesn't have to be rung hard & loud - just rung!).
8. Left Haunch turn and Back through the the Logs towards the Gate and position yourself for a Right Hand Push Gate.
9. Operate the Right Hand Push Gate.
10. Walk to the "Goodie Barrel", get your bag of "Gold" and exit at a Walk.

Make sure you check your bag for a "X". If you have an "X" you get a bonus coffee card.

Northwest Classics 2025 - Fall Show

Pleasure Trail (Lope)

Classes: 153, 154, 155, 156, 157, 159 & 160



Be ready at Cone.

1. Walk over Bridge and to Sidepass Pole.
2. Sidepass Left length of Pole.
3. Trot to the "NWBC Claim" sign.
4. Pick up Right Lead Lope over pole, around corner, between Cactuses, around next corner drop into Extended Trot diagonal between Claim Sign and Wooden Wheel turning towards Barrel with Bell.
5. Stop and Ring the Bell (It dose't have to be rung hard & loud - just rung!).

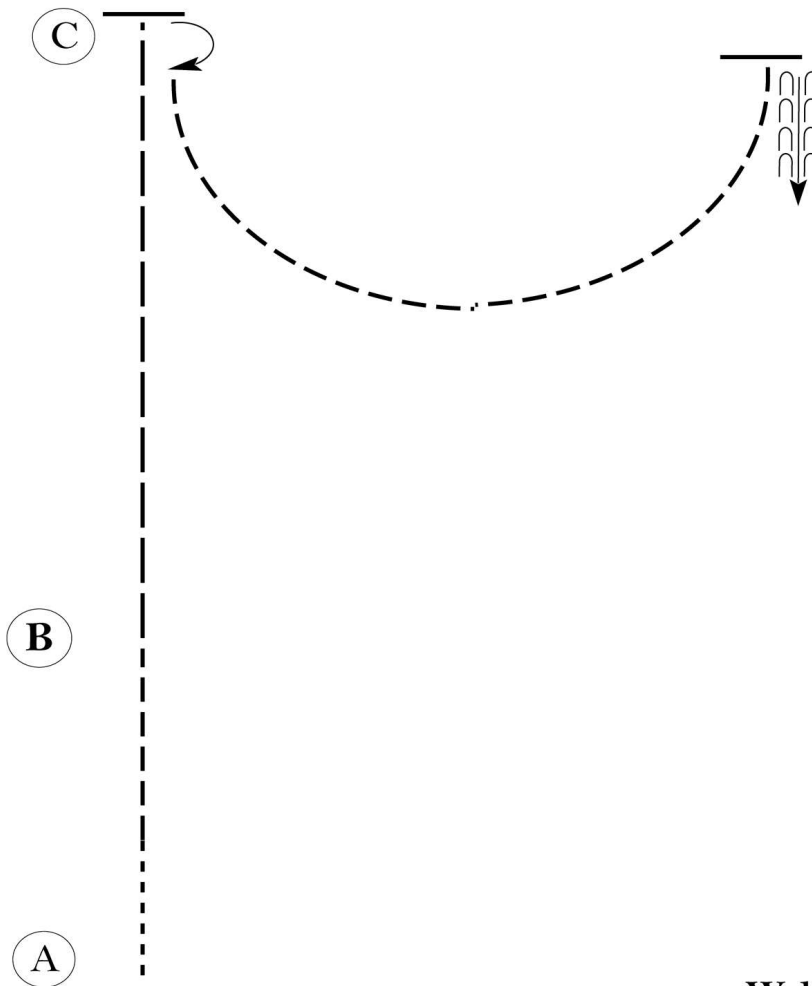
6. Left Haunch turn and Back through the the Logs towards the Gate and position yourself for a Right Hand Push Gate.
7. Operate the Right Hand Push Gate.
8. Walk to the "Goodie Barrel", get your bag of "Gold" and exit at a Walk.

Make sure you check your bag for a "X". If you have an "X" you get a bonus coffee card.

Northwest Classics 2025 - Fall Show

W/T Stock Seat & Horsemanship Eq. (No Cross Entry)

Classes: 184, 185, 186 & 187



Be ready at A.

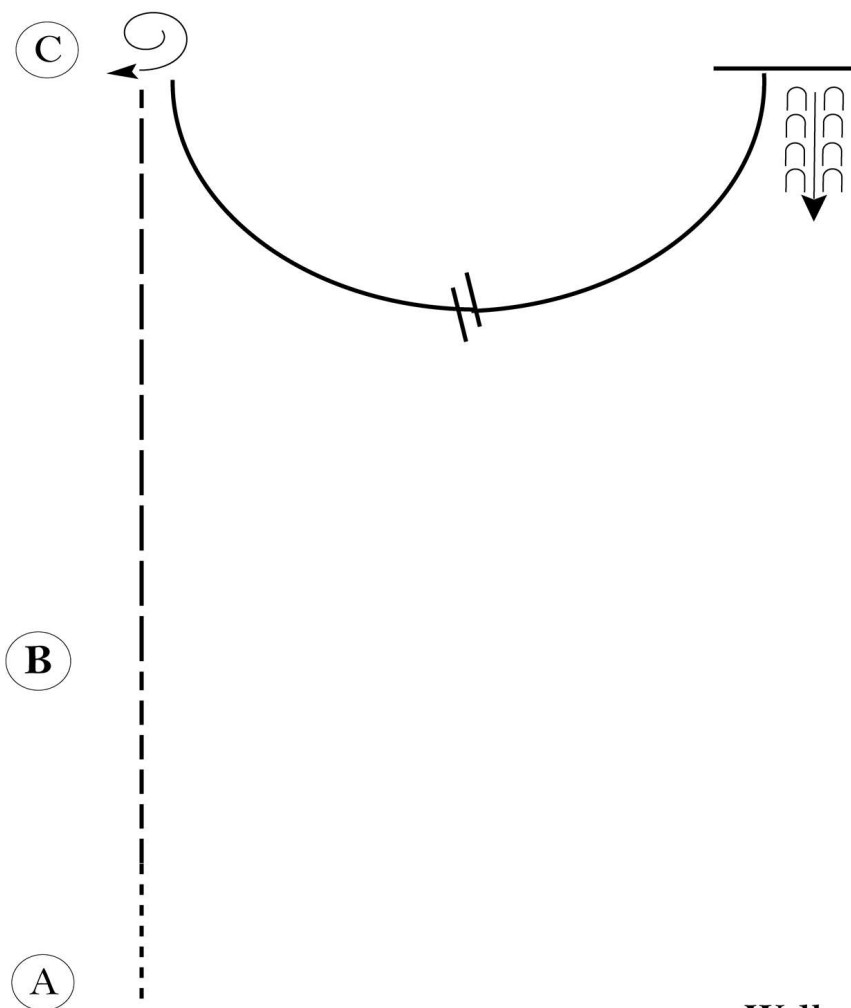
1. Walk approximately 2 horse lengths from A.
2. Jog to B.
3. Extend the jog to C.
4. Stop at C and turn 1/2 turn to the right.
5. Jog in a half circle until even with C.
6. Stop and back approximately one horse length.

Follow the instructions of your ring steward.

Walk	-----
Jog	- - - - -
Extended Jog	— — —
Lope	—————
Leg Yield	
Lead Change	— / —
Back	← — — — —
Marker	(B)
Sidepass	← — — — — →

Northwest Classics 2025 - Fall Show

Stock Seat & Horsemanship Eq.
Classes: 188, 189, 190, 191, 192, 193 & 194



Be ready at A.

1. Walk approximately 2 horse lengths from A.
2. Jog to B.
3. Extend the jog to C.
4. Stop at C and turn 1 1/2 turns to the right.
5. Lope on the right lead in a half circle.
6. At the bottom of the half circle, perform a flying or simple lead change.
7. Lope on the left lead until even with C.
8. Stop and back approximately one horse length.

Walk	-----
Jog	-----
Extended Jog	-----
Lope	=====
Leg Yield	
Lead Change	↘
Back	← ↗ ↗ ↗ ↗
Marker	(B)
Sidepass	←-----→